

**Pit Specific Sediment Chemistry for Metal and Metalloid Contaminants at ESC CMP Vd  
May 2018**

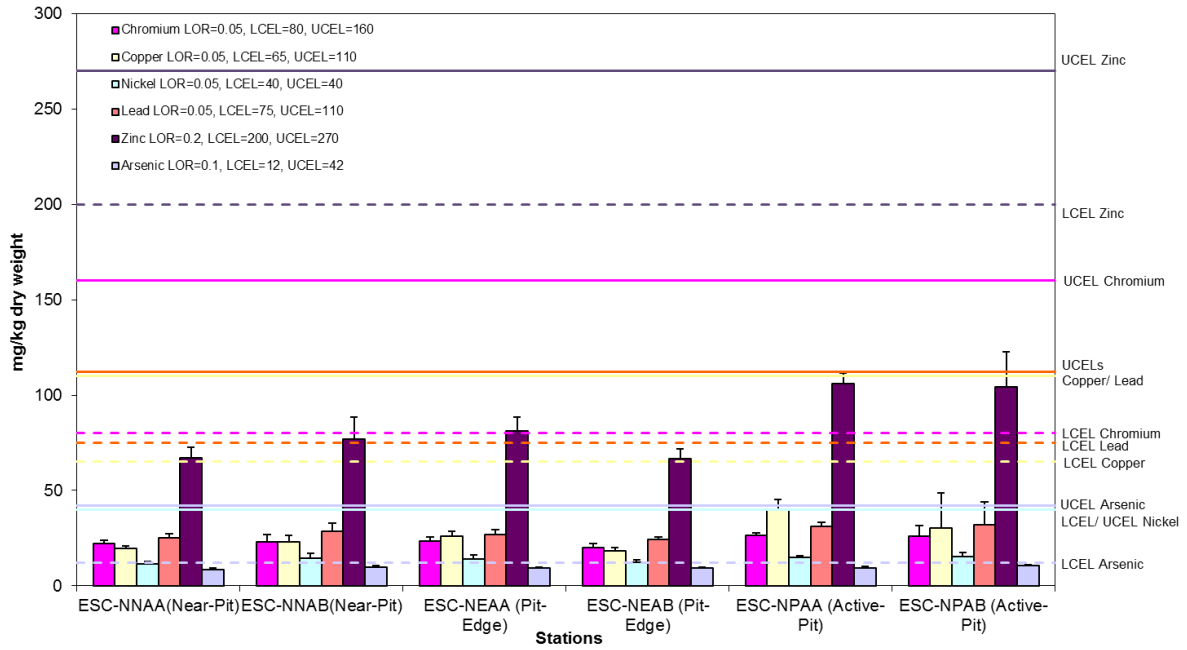


Figure 11: Concentration of Metals and Metalloid (Cr, Cu, Ni, Pb, Zn, As; mg/kg dry weight; mean +SD) in sediment samples collected from Pit Specific Sediment Chemistry Monitoring for ESC CMP Vd in May 2018.

**Pit Specific Sediment Chemistry for Metal Contaminants at ESC CMP Vd  
May 2018**

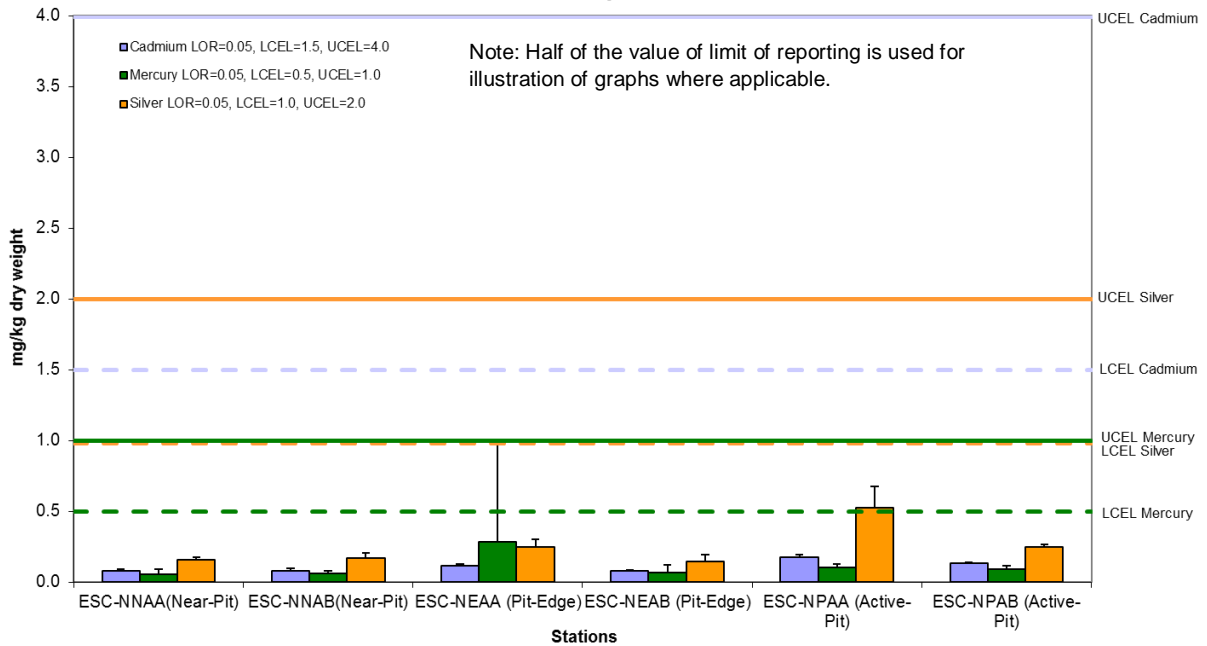


Figure 12: Concentration of Metals (Cd, Hg, Ag; mg/kg dry weight; mean +SD) in sediment samples collected from Pit Specific Sediment Chemistry Monitoring for ESC CMP Vd in May 2018.

Source: H:\Team\EM\GMS Projects\0400720 CEDD CMP EM&A 2017-2020\02 Deliverable\05 CMP Monthly Report\June 2018)

Date: July 2018

**Environmental  
Resources  
Management**



**Pit Specific Sediment Chemistry for Total Organic Carbon (TOC) at ESC CMP Vd  
May 2018**

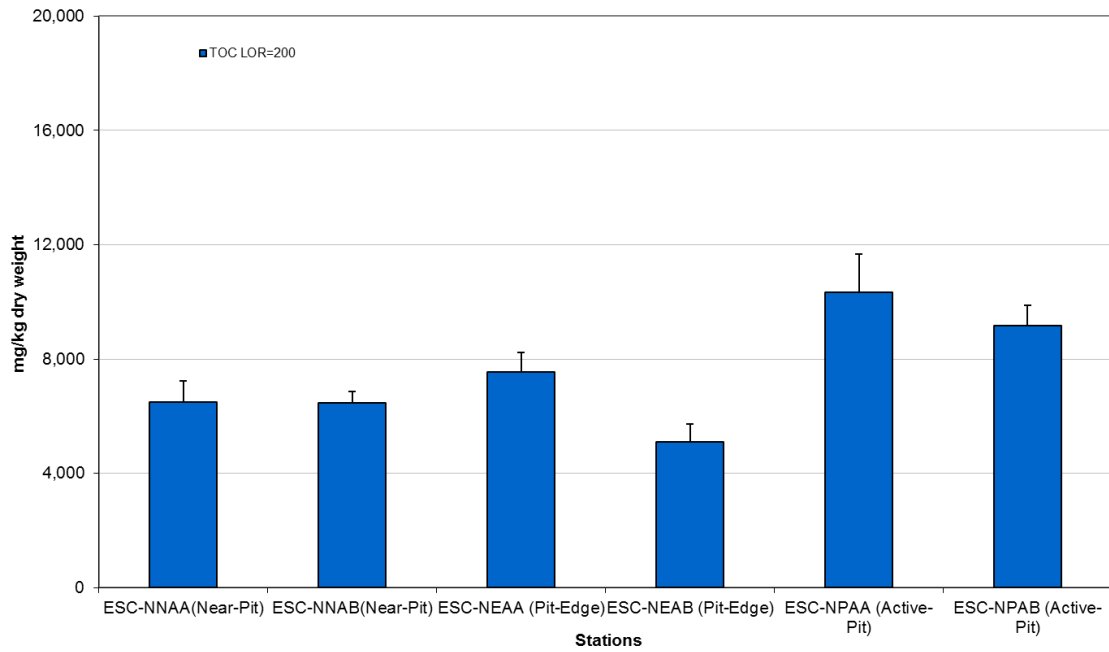


Figure 13: Concentration of Total Organic Carbon (TOC) (mg/kg dry weight; mean +SD) in sediment samples collected from Pit Specific Sediment Chemistry Monitoring for ESC CMP Vd in May 2018.

**Pit Specific Sediment Chemistry for Tributyltin (TBT) at ESC CMP Vd  
May 2018**

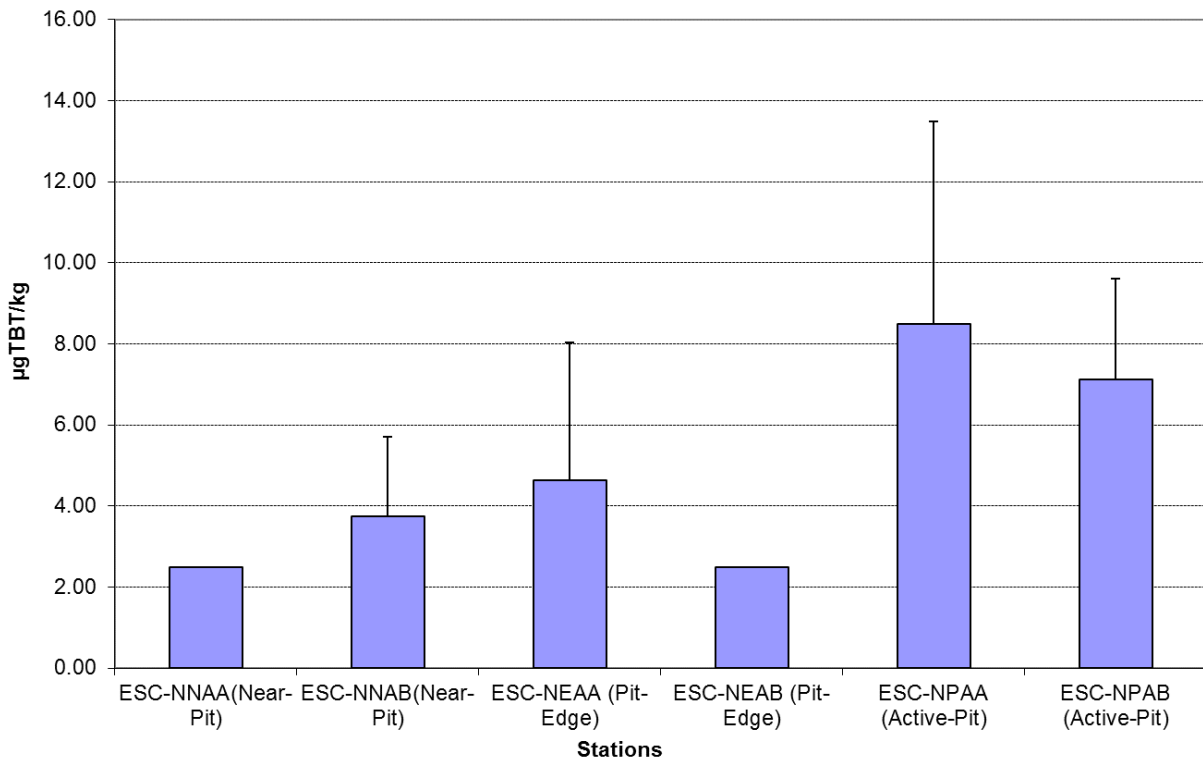


Figure 14: Concentration of Tributyltin (TBT) (µg TBT/kg; mean +SD) in sediment samples collected from Pit Specific Sediment Chemistry Monitoring for ESC CMP Vd in May 2018.

Source: H:\Team\EM\GMS Projects\0400720 CEDD CMP EM&A 2017-2020\02 Deliverable\05 CMP Monthly Report\June 2018)

Date: July 2018

**Environmental  
Resources  
Management**

